

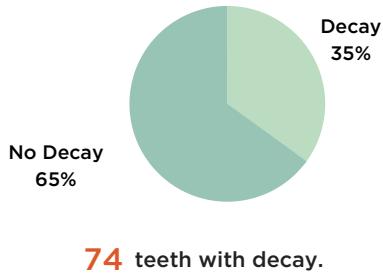


# Mobile Program Truck Visit Summary

 Location: Pierre  
 Date: January 25-29, 2021

 Kids Served: 52  
 Value of Dental Care: \$26,956

## Percentage Of Kids With Tooth Decay



## The Kids' Oral Health\*

- 0** missed school because of dental pain in the last year.
  - 6** indicated tooth ache.
  - 0** visited an ER/Hospital because of dental pain in the last year.
  - 11** had never seen a dentist before.
- 58%** drink sweetened beverages daily.
  - 0%** use tobacco.
  - 69%** brush daily.

## Care Provided

Each child was provided a toothbrush, toothpaste, floss and a lesson on how to use them and better care for their teeth at home.

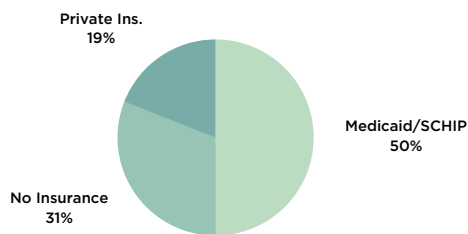
Diagnostic Procedures: <b>111   \$4,893</b> <small>Exams, X-Rays</small>	Preventive Procedures: <b>302   \$13,470</b> <small>Cleaning, Sealants, Fluoride Varnish</small>
Restorative Procedures: <b>60   \$8,593</b> <small>Cavity Fillings, Crowns, Extractions</small>	

## Sealants Placed

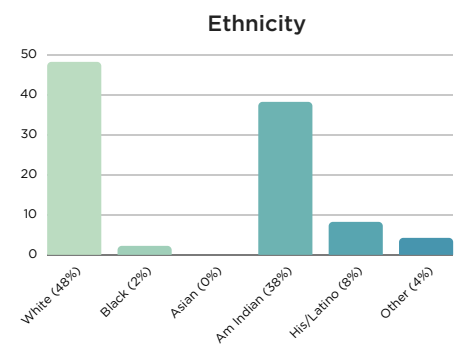
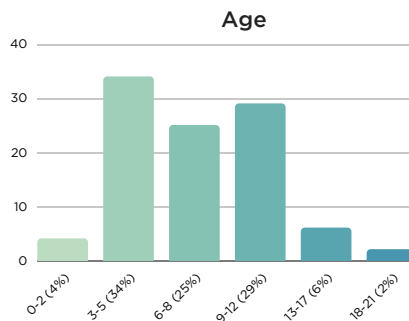


Dental sealants are thin coatings applied to molar (back) teeth to prevent cavities. Generally for kids age 6-13, sealants reduce the risk of tooth decay by up to 80% for several years.

## Benefits/Coverage



## Patient Demographics\*



## Household Income/Size\*

30% with income less than \$10,000 with an average of 4.5 children  
 24% with income between \$10,000-\$20,000 with an average of 2.1 children  
 18% with income between \$20,000-\$30,000 with an average of 2.0 children  
 28% with income more than \$30,000 with an average of 2.6 children

## Gender



All data with \* was reported by parent/guardian on the Patient Information form.